

Summary

Report as of: 08-21-2024

9EONS LIMITED

Tradestyle(s): 9EONS

ACTIVE

SINGLE LOCATION

Address: Luminous House, 300 South Row, MILTON KEYNES, MK9 2FR, United Kingdom

Registration Number: 06393882

Alerts:

SCORES AND RATINGS

Max. Credit  
Recommendation ⓘ

£ 193,500

Payment Behaviour  
Score ⓘ

UNAVAILABLE

Cash Flow Risk (also  
known as Delinquency  
Score) ⓘ

71

MODERATE RISK

Risk of Bad Debt Write-  
off (also known as  
Failure Score) ⓘ

57

LOW-MODERATE RISK

D&B Rating ⓘ

A

COMPANY PROFILE



D-U-N-S  
21-069-2311

Telephone  
020 7160 9700

Annual Sales  
£ 8,886,214

Legal Form  
Private Limited Liability Company

Website  
www.9eons.com

Employees  
6 (6 here)

Registered Date  
9 October 2007

Age (Year Started)  
16 years (2007)

Ownership  
Not publicly traded

Street Address:  
Luminous House, 300 South Row  
MILTON KEYNES, MK9 2FR  
United Kingdom

RISK ASSESSMENT

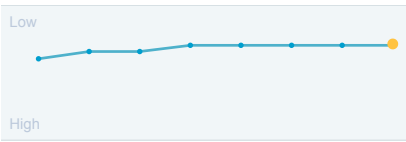
Cash Flow Risk (also known as Delinquency Score)

71

Low Risk (100)  
Company's risk level is: **MODERATE**

Probability of delinquency over the next 12 months: **6.92%**

Past 12 Months  
High Risk (1)




Risk of Bad Debt Write-off (also known as Failure Score)

57

Low Risk (100)  
Company's risk level is: **LOW-MODERATE**

Probability of failure over the next 12 months: **1.1%**

Past 12 Months  
High Risk (1)



D&B Rating

Current Rating as of 20/08/2024

Financial Strength

**A**: £350,000 to £699,999 in Tangible Net Worth or Equity

Risk Indicator

**2**: Lower than Average Risk

LEGAL EVENTS

Events	Occurrences	Last Filed
Insolvency	No	-
Court Judgements	0	-
Mortgages and Charges	0	-
Public Filings	No	-

TRADE PAYMENTS

Highest Past Due

-

Highest Now Owing	Total Trade Experiences	Largest High Credit
-	-	-

OWNERSHIP

We are unable to locate ownership information for this business.

PEOPLE

Current Principals	New Appointments
2	0
Resignations	Closures
0	2

Executive Leadership

Kavitha Dathen,

Santosh Rajasekharan Nair,

PEERS

You have not yet added any peers.

Items per page

«

»

FINANCIAL OVERVIEW

Source: D&B

Key Business Ratios



Ratio for the Business

Current Ratio:	1.90
Acid Test:	1.90
Current Liabilities / Net Worth (%):	99.00
Sales / Net Working Capital:	20.30
Return on Capital (%):	12.60

Risk Assessment

D&B GUIDANCE

Overall Business Risk

LOW

LOW-  
MODERATE

MODERATE

MODERATE-  
HIGH

HIGH

Dun & Bradstreet Thinks...

- Overall assessment of this company: **STABLE CONDITION**
- Based on the perceived sustainability of this company: **HIGH LIKELIHOOD OF CONTINUED OPERATIONS**
- Based on the payment behaviour of this company: **MODERATE-POTENTIAL-FOR-SEVERELY-DELINQUENT-PAYMENTS**

Maximum Credit Recommendation

£ 193,500

The recommended limit is based on a moderately low probability of severe delinquency.

PAYMENT BEHAVIOUR SCORE

Based on 24 months of data

NOT AVAILABLE

Risk of Slow Pay-

Payment behaviour-

Business and Industry Trends

1009080706050403020100

SEP2022OCT2022NOV2022DEC2022JAN2023FEB2023MAR2023APR2023MAY2023JUN2023JUL2023AUG2023SEP2023OCT2023NOV2023DEC2023JAN2024FEB2024MAR2024APR2024MAY2024JUN2024JUL2024CURRENT

Industry Medi...↺

Industry Uppe...↻

Industry Lowe...↺

KEYS

Payment Behaviour

10090807060504030201-19UN

Payment Practices

AnticipateDiscountPrompt15 Days Beyond Terms22 Days Beyond Terms30 Days Beyond Terms60 Days Beyond Terms90 Days Beyond Terms120 Days Beyond TermsOver 120 Days Beyond TermsRisk Data Unavailable

CASH FLOW RISK (ALSO KNOWN AS DELINQUENCY SCORE)

71

Low Risk (100)

High Risk (1)

Based on a D&B Delinquency Score of 71

Factors Affecting Your Score:

• There is no County Court Judgment present on this business, or the value is low

• This business has been trading for a considerable length of time

• The financial statement has been filed on time

• The cash ratio of the company is strong

• Some of the principals of this business have associations with other businesses that have been subject to insolvency events

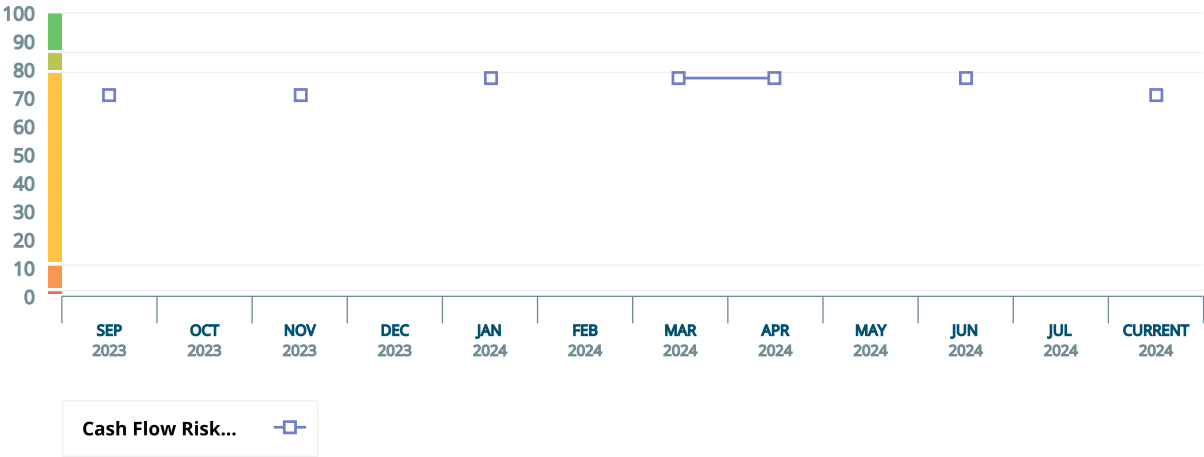
Level of risk

Moderate

Probability of Delinquency

6.92%

Business and Industry Trends



RISK OF BAD DEBT WRITE-OFF (ALSO KNOWN AS FAILURE SCORE)

57

Low Risk (100) High Risk (1)  
Based on a D&B Financial Score of 57

Factors Affecting Your Score:

- There are no mortgages or debentures associated with this company
- There have been no insolvency events associated to this company
- Slow payments have not been reported over the last year
- Only a small percentage of or no Trade Experiences have been paid late in the last month
- The gross profit margin of the company is very weak
- Some of the principals of this business have associations with other businesses that have been subject to insolvency events

Level of risk  
**Low-Moderate**

Probability of Failure  
**1.1%**

D&B RATING

Current Rating as of 20/08/2024

Financial Strength

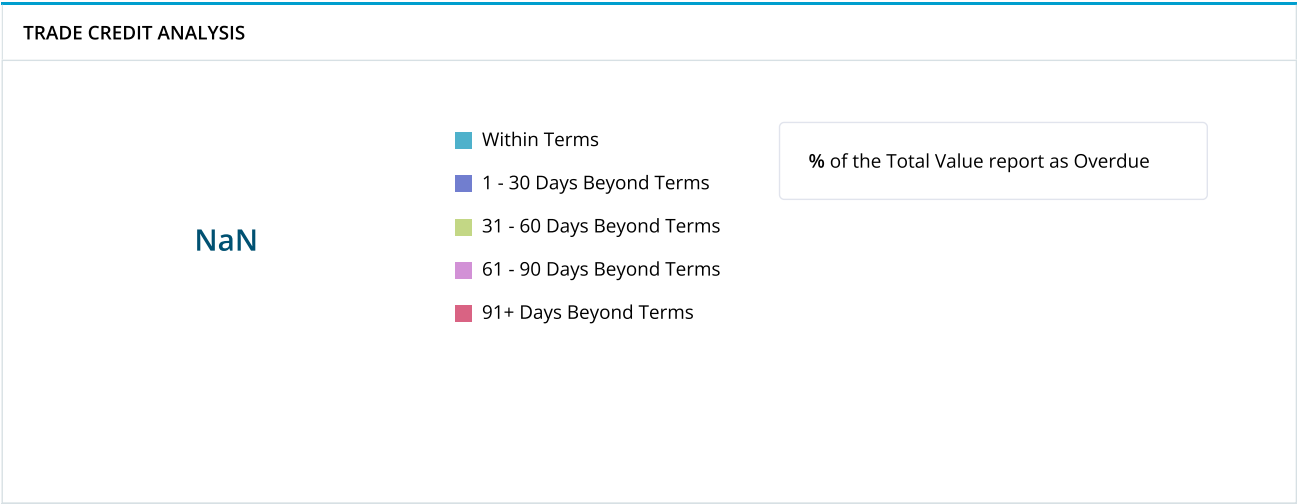
**A** : £350,000 to £699,999 in Tangible Net Worth or Equity

Risk Indicator

**2** : Lower than Average Risk

Trade Payments

TRADE PAYMENTS SUMMARY		
Overall Payment behaviour Risk Data Unavailable	% of Trade Within Terms -	Highest Past Due -
Highest Now Owing: -	Total Trade Experiences: Largest High Credit: - Average High Credit: -	



Legal Events

All public notice information has been obtained in good faith from the appropriate public sources.

<div>Insolvency</div> <div>No</div> <div>Latest Filing: -</div>	<div>Public Filings</div> <div>No</div> <div>Latest Filing: -</div>	<div>Court Judgements</div> <div>0</div> <div>Most recent unsatisfied: -</div>	<div>Mortgages and Charges</div> <div>0</div> <div>Most recent unsatisfied: -</div>
---	---	--	---

D&B has not received any Public Filings for this company

## Special Events

There are no Special Events recorded for this business.



Company Profile

COMPANY OVERVIEW		
D-U-N-S	Telephone	Annual Sales
21-069-2311	020 7160 9700	£ 8,886,214
Legal Form	Website	Employees
Private Limited Liability Company	www.9eons.com	6 (6 here)
Registered Date		Age (Year Started)
9 October 2007		16 years (2007)
Ownership		
Not publicly traded		

Street Address:  
Luminous House, 300 South Row  
MILTON KEYNES, MK9 2FR  
United Kingdom

BUSINESS REGISTRATION	
Registered Name	9EONS LIMITED
Legal Form	Private Limited Liability Company
Registration Date	09/10/2007
Date Started	09/10/2007
Issued Share Capital	1,000 made up of 1,000 Ordinary shares of 1.00 each



BUSINESS ACTIVITIES AND EMPLOYEES			
<div>Business Information</div>			
Trade Styles		9EONS	
<div>SIC Information</div>			
SIC Codes	Type	Source	SIC Description
61200	UK SIC 2007	Companies House	Wireless telecommunications activities
61000	UK SIC 2007	D&B	Telecommunications
61900	UK SIC 2007	Companies House	Other telecommunications activities
62020	UK SIC 2007	D&B	Information technology consultancy activities

SIC Codes	Type	Source	SIC Description
63110	UK SIC 2007	D&B	Data processing, hosting and related activities
4811	US SIC (1972)	D&B	Telephone communication (wire or radio)
7379	US SIC (1972)	D&B	Computer related services

Principals

Current Principals	New Appointments	Resignations	Linked to Closures
2	0 (in the last 12 months)	0 (in the last 12 months)	2

FIVE MOST RECENT PRINCIPALS	
Kavitha Dathen	01 Nov 2011 - Current
Santosh Kumar Rajasekharan Nair	09 Oct 2007 - Current

CURRENT PRINCIPALS	
<div> <b>Kavitha Dathen</b> Director</div> <div><div>Date Appointed</div><div>01/11/2011</div></div> <div><div>Address</div><div>5 Bilbrook Lane Furzton Milton Keynes MK4 1LU</div></div> <div><div>Date of Birth</div><div>June 1976 (Age - 48 Years)</div></div> <div><div>Nationality</div><div>British</div></div> <div><div>Occupation</div><div>Business Analyst</div></div>	
Associations	
XCELON7 LTD Out of Business Favorable	12 Oct 2010 - Current
9EONS PLUS LIMITED	22 Jul 2008 - Current
<div> <b>Santosh Kumar Rajasekharan Nair</b> Director</div> <div><div>Date Appointed</div><div>09/10/2007</div></div> <div><div>Address</div><div>5 Bilbrook Lane Furzton Milton Keynes MK4 1LU</div></div> <div><div>Date of Birth</div><div>December 1976 (Age - 47 Years)</div></div>	

Nationality	British
Occupation	Manager

Associations

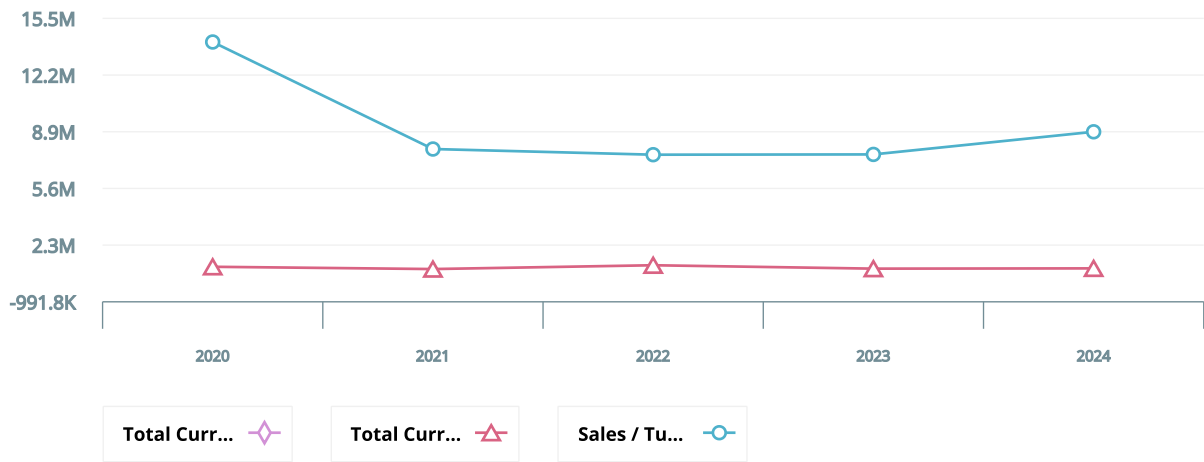
Bluesky Telecom Ltd	15 Aug 2005 - Current
Out of Business Unfavorable	

Financials

Overview

Source: D&B | Currency: All figures shown in GBP unless otherwise stated

FINANCIAL STATEMENT COMPARISON



	Individual 31/03/2024 In Single Units	Individual 31/03/2023 In Single Units	Individual 31/03/2022 In Single Units	Individual 31/03/2021 In Single Units	Individual 31/03/2020 In Single Units	Last 5 Years
Sales / Turnover	8,886,214	7,571,512	7,555,028	7,885,037	14,103,746	<div></div>
Profit / (Loss) Before Taxes	65,102	152,853	189,129	149,692	286,648	<div></div>
Equity Shareholders Funds	518,306	560,706	547,000	532,806	524,556	<div></div>
Tangible Net Worth	518,306	560,706	547,000	532,806	524,556	<div></div>
Total Fixed Assets	81,214	7,052	10,625	17,463	12,204	<div></div>
Total Assets	1,031,195	941,269	1,142,594	928,041	1,054,570	<div></div>
Total Current Assets	949,981	934,217	1,131,969	910,578	1,042,366	<div></div>
Total Current Liabilities	512,889	380,563	595,594	395,235	530,014	<div></div>
Net Current Assets (Liabilities)	437,092	553,654	536,375	515,343	512,352	<div></div>
Employees *	6	6	5	3	3	<div></div>

\*=Single Units

FINANCIAL NOTES / OPINIONS

Year	Unfavorable	Financial Notes / Opinions
2024	No	
2023	No	
2022	No	
2021	No	
2020	No	

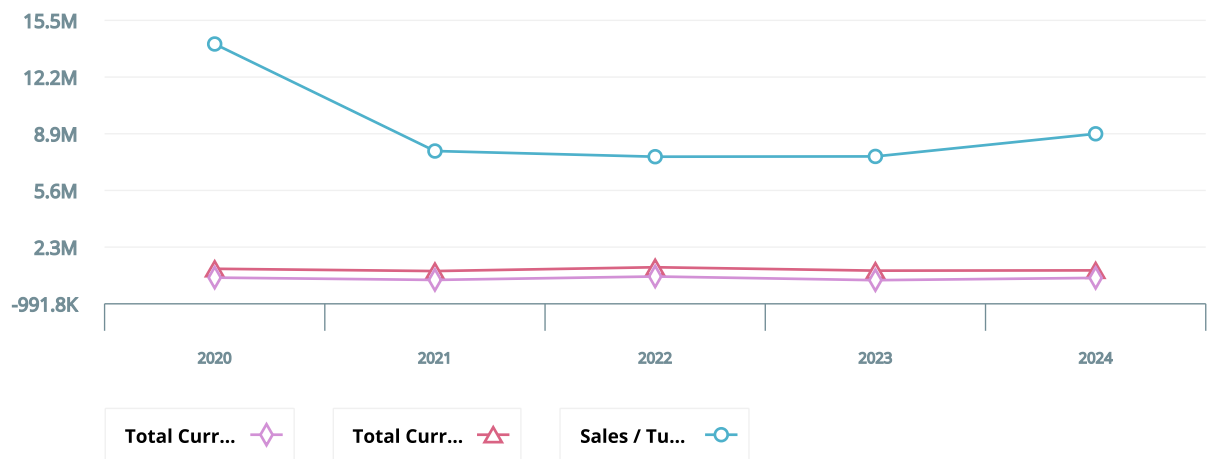
AUDIT INFORMATION

Type	▼ Details	▼
Accountant	TLY Financial Services, 14 Thorpeness Croft, Milton Keynes, Buckinghamshire	

## Balance Sheet

Source: D&amp;B | Currency: All figures shown in GBP unless otherwise stated

## FINANCIAL STATEMENT COMPARISON



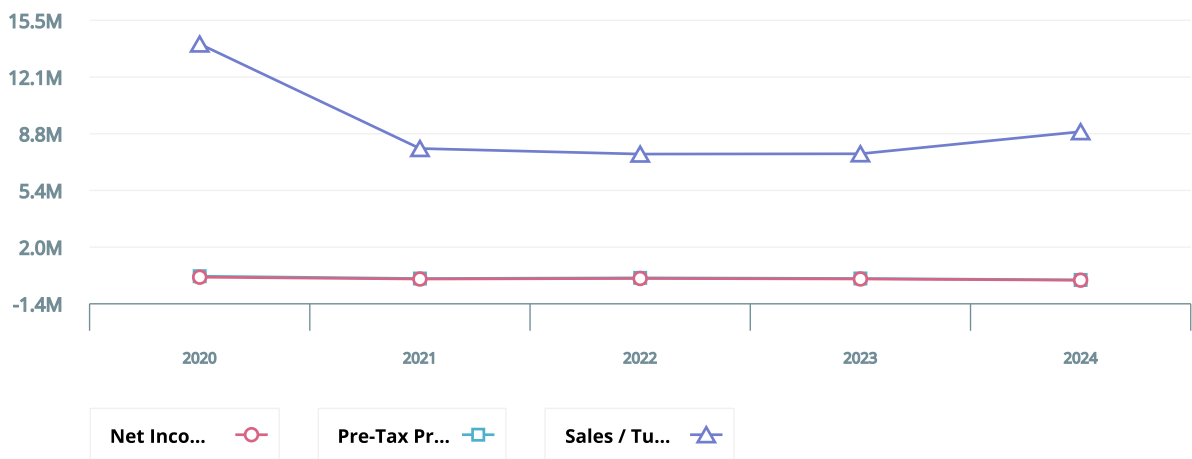
Assets	Individual 31/03/2024 In Single Units	Individual 31/03/2023 In Single Units	Individual 31/03/2022 In Single Units	Individual 31/03/2021 In Single Units	Individual 31/03/2020 In Single Units	Last 5 Years
Total Tangible Fixed Assets	81,214	7,052	10,625	17,463	12,204	
Fixtures And Equipment	81,214	7,052	10,625	17,463	12,204	
<b>Total Fixed Assets</b>	<b>81,214</b>	<b>7,052</b>	<b>10,625</b>	<b>17,463</b>	<b>12,204</b>	
Cash At Bank / In Hand	298,441	333,790	427,671	548,352	790,552	
Tax Recoverable	-	-	-	-	5,047	
Trade Debtors	651,540	600,427	704,298	214,988	246,767	
Other Receivables	-	-	-	147,238	-	
<b>Total Current Assets</b>	<b>949,981</b>	<b>934,217</b>	<b>1,131,969</b>	<b>910,578</b>	<b>1,042,366</b>	
<b>Total Long Term Assets</b>	<b>81,214</b>	<b>7,052</b>	<b>10,625</b>	<b>17,463</b>	<b>12,204</b>	
<b>Total Assets</b>	<b>1,031,195</b>	<b>941,269</b>	<b>1,142,594</b>	<b>928,041</b>	<b>1,054,570</b>	
Liabilities	Individual 31/03/2024 In Single Units	Individual 31/03/2023 In Single Units	Individual 31/03/2022 In Single Units	Individual 31/03/2021 In Single Units	Individual 31/03/2020 In Single Units	Last 5 Years
Trade Creditors	482,066	330,151	545,911	360,122	471,087	
Other Loans Payable	-	-	-	2,026	2,028	
Amounts Due To Directors	11,301	8,766	7,761	-	-	
Tax & Social Security	19,522	41,646	41,922	33,087	56,899	
<b>Total Current Liabilities</b>	<b>512,889</b>	<b>380,563</b>	<b>595,594</b>	<b>395,235</b>	<b>530,014</b>	
<b>Net Current Assets (Liabilities)</b>	<b>437,092</b>	<b>553,654</b>	<b>536,375</b>	<b>515,343</b>	<b>512,352</b>	
<b>Total Assets Less Current Liabilities</b>	<b>518,306</b>	<b>560,706</b>	<b>547,000</b>	<b>532,806</b>	<b>524,556</b>	
<b>Net Assets</b>	<b>518,306</b>	<b>560,706</b>	<b>547,000</b>	<b>532,806</b>	<b>524,556</b>	

Net Worth / Shareholders' Funds ▾	Individual 31/03/2024 In Single Units ▾	Individual 31/03/2023 In Single Units ▾	Individual 31/03/2022 In Single Units ▾	Individual 31/03/2021 In Single Units ▾	Individual 31/03/2020 In Single Units ▾	Last 5 Y
Issued Share Capital	1,000	1,000	1,000	1,000	1,000	<div><div></div><div></div><div></div><div></div><div></div></div>
Retained Profit / (Loss) Reserve	517,306	559,706	546,000	531,806	523,556	<div><div></div><div></div><div></div><div></div><div></div></div>
Total Equity Shareholders' Funds	518,306	560,706	547,000	532,806	524,556	<div><div></div><div></div><div></div><div></div><div></div></div>
Tangible Net Worth	518,306	560,706	547,000	532,806	524,556	<div><div></div><div></div><div></div><div></div><div></div></div>

## Profit and Loss Accounts

Source: D&amp;B | Currency: All figures shown in GBP unless otherwise stated

## FINANCIAL STATEMENT COMPARISON



	Individual 31/03/2024 In Single Units	Individual 31/03/2023 In Single Units	Individual 31/03/2022 In Single Units	Individual 31/03/2021 In Single Units	Individual 31/03/2020 In Single Units
<b>Sales / Turnover</b>	8,886,214	7,571,512	7,555,028	7,885,037	14,103,746
Cost Of Sales	8,139,853	7,057,462	6,895,082	7,102,994	13,088,057
<b>Gross Profit / (Loss)</b>	746,361	514,050	659,946	782,043	1,015,689
Operating Expenses	722,020	446,982	504,444	610,778	729,175
<b>Net Operating Profit / (Loss)</b>	24,341	67,068	155,502	171,265	286,514
<b>Total Financial Income And Gains</b>	40,761	85,785	33,627	1,282	2,845
External Interest Receivable	6,586	2,087	475	1,282	2,845
Other Financial Income And Gains	34,175	83,698	33,152	-	-
<b>Total Financial Expenses And Losses</b>	0	0	0	22,855	2,711
Group Interest Payable And Other Financial Expenses And Losses	-	-	-	22,855	2,711
<b>Profit / (Loss) Before Taxes</b>	65,102	152,853	189,129	149,692	286,648
Total Taxes	13,502	29,042	35,934	28,441	56,319
Current Taxes	0	0	0	0	0
Deferred And Other Taxation	13,502	29,042	35,934	28,441	56,319
<b>Profit / (Loss) After Taxes</b>	51,600	123,811	153,195	121,251	230,329
<b>Net Profit / (Loss)</b>	51,600	123,811	153,195	121,251	230,329
<b>STATEMENT OF RECONCILIATION</b>	<b>Individual 31/03/2024 In Single Units</b>	<b>Individual 31/03/2023 In Single Units</b>	<b>Individual 31/03/2022 In Single Units</b>	<b>Individual 31/03/2021 In Single Units</b>	<b>Individual 31/03/2020 In Single Units</b>
Retained Profit / (Loss) At Start Of Year	559,706	546,000	531,806	523,556	393,327
Net Profit / (Loss) For The Year	51,600	123,811	153,195	121,251	230,329
Dividends	94,000	110,000	139,000	113,000	100,100



STATEMENT OF RECONCILIATION▼	Individual 31/03/2024 In Single Units▼	Individual 31/03/2023 In Single Units▼	Individual 31/03/2022 In Single Units▼	Individual 31/03/2021 In Single Units▼	Individual 31/03/2020 In Single Units▼
Other Deductions	-	105	1	1	-
Retained Profit / (Loss) At End Of Year	517,306	559,706	546,000	531,806	523,556

Profit And Loss Notes ▼	Individual 31/03/2024 In Single Units▼	Individual 31/03/2023 In Single Units▼	Individual 31/03/2022 In Single Units▼	Individual 31/03/2021 In Single Units▼	Individual 31/03/2020 In Single Units▼
Total Payroll	295,440	123,600	141,640	149,000	129,350
Total Depreciation And Amortisation	6,838	6,838	6,838	6,838	3,051
Total Directors' Remuneration* *	295,440	123,600	141,640	149,000	129,350

\*=Full Value

Cash Flow

This company has not provided financial statements to D&B.

Financial Ratios

Source: D&B | Currency: All figures shown in GBP unless otherwise stated

Profitability ▼	31/03/2024 ▼	31/03/2023 ▼	31/03/2022 ▼	31/03/2021 ▼	31/03/2020 ▼
Profit Margin (%)	0.7	2.0	2.5	1.9	2.0
Shareholders Return (%)	12.6	27.3	34.6	28.1	54.6
Return On Capital (%)	12.6	27.3	34.6	28.1	54.6
Return On Assets (%)	6.3	16.2	16.6	16.1	27.2
Financial Status ▼	31/03/2024 ▼	31/03/2023 ▼	31/03/2022 ▼	31/03/2021 ▼	31/03/2020 ▼
Acid Test (X)	1.9	2.5	1.9	2.3	2.0
Current Ratio (X)	1.9	2.5	1.9	2.3	2.0
Solvency Ratio (X)	99.0	67.9	108.9	74.2	101.0
Fixed Assets / Networth (%)	15.7	1.3	1.9	3.3	2.3
Current Liabilities / Networth (%)	99.0	67.9	108.9	74.2	101.0
Sales / Net Working Capital (X)	20.3	13.7	14.1	15.3	27.5
Asset Utility ▼	31/03/2024 ▼	31/03/2023 ▼	31/03/2022 ▼	31/03/2021 ▼	31/03/2020 ▼
Assets/Sales (%)	11.6	12.4	15.1	11.8	7.5
Asset Turnover (%)	861.7	804.4	661.2	849.6	1,337.4
Collection Period (Days)	26.8	28.9	34.0	10.0	6.4
Capital / Employee *	86.4	93.5	109.4	177.6	174.9
Sales / Employee *	1,481.0	1,261.9	1,511.0	2,628.3	4,701.2
Profit / Employee *	10.9	25.5	37.8	49.9	95.5
Employee *(In SingleUnits) ▼	31/03/2024 ▼	31/03/2023 ▼	31/03/2022 ▼	31/03/2021 ▼	31/03/2020 ▼
Employee Average Wage *	49.2	20.6	28.3	49.7	43.1

This Report is for the intended recipient's internal business use only and may not be copied, reproduced, re-distributed, resold or otherwise shared or supplied to any third party. This Report is provided in support of decision making by the intended recipient and may not be used for the purpose of making credit, marketing or supply decisions. All information contained in this Report is provided on an "as is," "as available" basis and (while every reasonable step is taken to ensure the accuracy of personal data) D&B disclaims all warranties, express or implied, including any warranties of accuracy, completeness, currentness, satisfactory quality, conformity with description or fitness for a particular purpose.